

**Potential First Year Impact of 3rd Homestead Exemption
(Impacting 2019-20 Fiscal Year Budget)**

Taxing Authority	Number of Homestead Parcels	Number of homestead parcels that would <u>not</u> benefit from the proposed 3rd \$25,000 Homestead Exemption.	Number of homestead parcels that would receive a <u>partial</u> benefit from the proposed 3rd \$25,000 Homestead Exemption.	Number of homestead parcels that would receive a <u>full</u> benefit from the proposed 3rd \$25,000 Homestead Exemption.	2017 Total Ad Valorem Taxes to be levied at the 2017 Proposed Millage Rate.	Estimated Tax Revenue Loss to the Taxing Authority due to proposed 3rd \$25,000 Homestead Exemption using 2017 Adopted Millage Rates.	Tax Revenue loss as a percentage of total taxes to be levied for 2017-18 budget year.
Lake County General Fund	84,437	30,386 (35.99%)	13,300 (15.75%)	40,751 (48.26%)	\$96,141,297	\$5,932,588	6.17%
Lake County Fire MSTU	45,825	15,926 (34.75%)	6,753 (14.74%)	23,146 (50.51%)	\$4,535,195	\$303,382	6.69%
Lake County Ambulance MSTU	84,437	30,386 (35.99%)	13,300 (15.75%)	40,751 (48.26%)	\$8,695,546	\$536,576	6.17%
Lake County Stormwater MSTU	45,452	16,968 (37.33%)	6,781 (14.92%)	21,703 (47.75%)	\$4,527,978	\$302,741	6.69%
TOTAL BCC					\$113,900,016	\$7,075,287	6.21%
Lake County Voted Debt	84,437	30,386 (35.99%)	13,300 (15.75%)	40,751 (48.26%)	\$2,862,824	\$176,656	6.17%
Lake County Water Authority	84,437	30,386 (35.99%)	13,300 (15.75%)	40,751 (48.26%)	\$4,861,832	\$296,050	6.09%
CITIES							
ASTATULA	463	350 (75.60%)	55 (11.88%)	58 (12.52%)	\$437,497	\$15,998	3.66%
CLERMONT	8,730	960 (11.00%)	1,199 (13.73%)	6,571 (75.27%)	\$10,799,353	\$748,032	6.93%
EUSTIS	4,368	1,979 (45.31%)	800 (18.31%)	1,589 (36.38%)	\$6,832,636	\$371,699	5.44%
FRUITLAND PARK	1,508	531 (35.21%)	150 (9.95%)	827 (54.84%)	\$1,962,182	\$88,654	4.52%
GROVELAND	3,235	872 (26.96%)	594 (18.36%)	1,769 (54.68%)	\$3,949,669	\$262,243	6.64%
HOWEY IN THE HILLS	381	100 (26.25%)	101 (26.51%)	180 (47.24%)	\$731,862	\$50,804	6.94%
LADY LAKE	4,237	1,893 (44.68%)	927 (21.88%)	1,417 (33.44%)	\$3,525,543	\$154,438	4.38%
LEESBURG	3,857	1,942 (50.35%)	565 (14.65%)	1,350 (35.00%)	\$5,318,490	\$172,267	3.24%
MASCOTTE	1,022	766 (74.95%)	151 (14.75%)	105 (10.27%)	\$970,973	\$35,651	3.67%
MINNEOLA	2,654	748 (28.19%)	781 (29.43%)	1,125 (42.38%)	\$3,052,228	\$230,410	7.55%
MONTVERDE	464	101 (21.77%)	67 (14.44%)	296 (63.79%)	\$255,355	\$23,018	9.01%
MOUNT DORA	3,262	724 (22.19%)	437 (13.40%)	2,101 (64.41%)	\$7,052,651	\$362,251	5.14%
TAVARES	4,112	2,014 (48.98%)	615 (14.96%)	1,483 (36.06%)	\$5,721,433	\$307,012	5.37%
TAVARES DEBT SERVICE	4,112	2,014 (48.98%)	615 (14.96%)	1,483 (36.06%)	\$273,742	\$14,899	5.44%
UMATILLA	698	439 (62.90%)	107 (15.32%)	152 (21.78%)	\$913,655	\$33,986	3.72%

Analysis based on October 1, 2017 Final Tax Roll Certified Values, Adopted Millage Rates, and Homestead Counts.

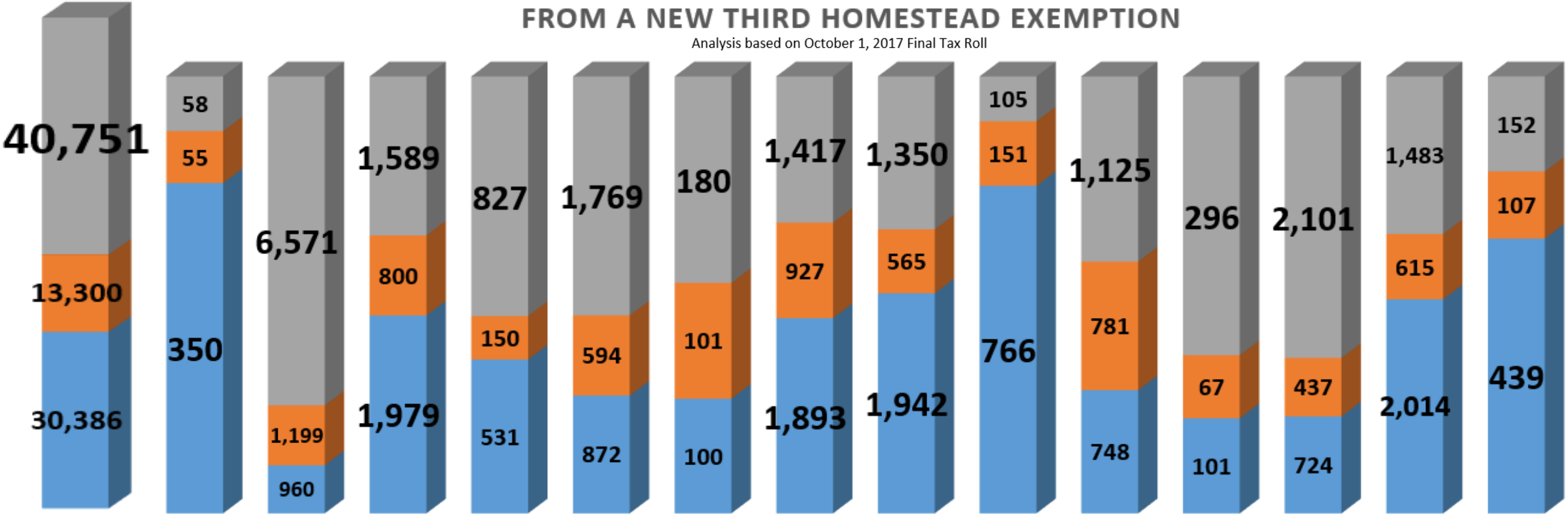
Total Loss	\$17,494,642
-------------------	---------------------



r. 03/12/2018

NUMBER OF OWNERS THAT WOULD RECEIVE NO BENEFIT, A PARTIAL BENEFIT, AND A FULL BENEFIT FROM A NEW THIRD HOMESTEAD EXEMPTION

Analysis based on October 1, 2017 Final Tax Roll



LAKE (COUNTYWIDE)
84,437 Homesteads

ASTATULA

CLERMONT

EUSTIS

FRUITLAND PARK

GROVELAND

HOWEY IN THE HILLS

LADY LAKE

LEESBURG

MASCOTTE

MINNEOLA

MONTVERDE

MOUNT DORA

TAVARES

UMATILLA

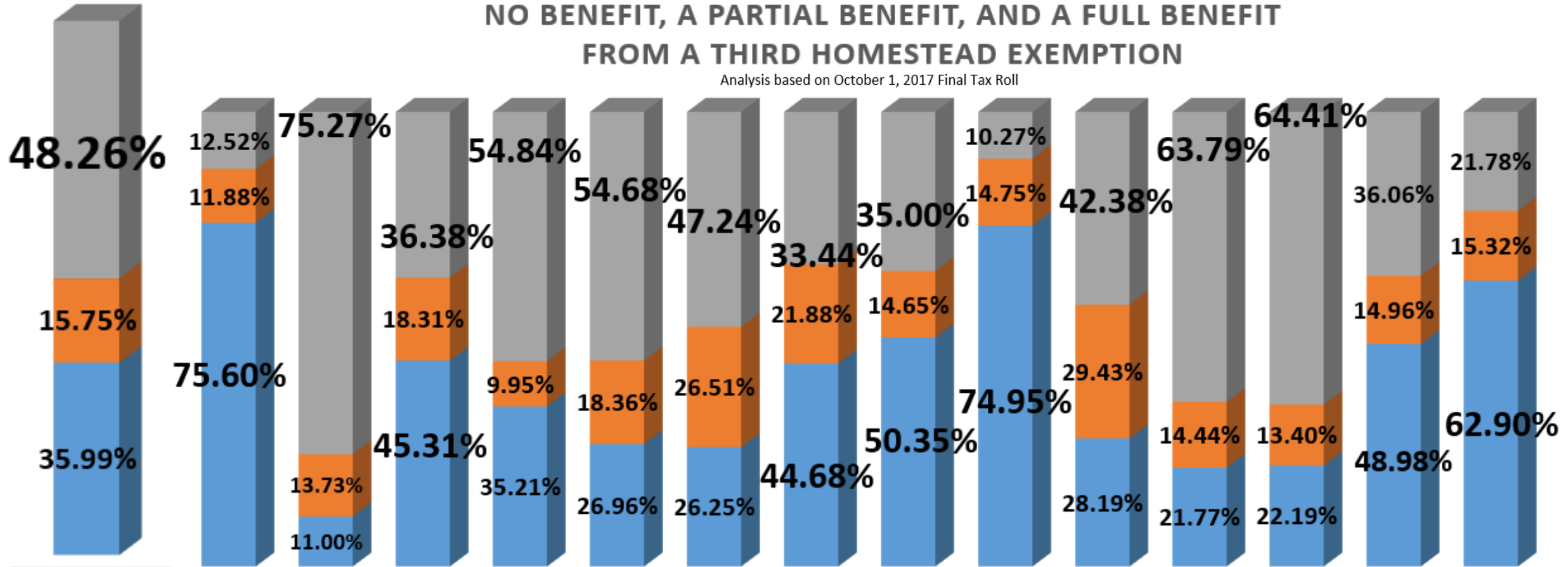
NO BENEFIT

PARTIAL BENEFIT

FULL BENEFIT

PERCENTAGE OF OWNERS THAT WOULD RECEIVE NO BENEFIT, A PARTIAL BENEFIT, AND A FULL BENEFIT FROM A THIRD HOMESTEAD EXEMPTION

Analysis based on October 1, 2017 Final Tax Roll



LAKE (COUNTYWIDE)
84,437 Homesteads

ASTATULA

CLERMONT

EUSTIS

FRUITLAND PARK

GROVELAND

HOWEY IN THE HILLS

LADY LAKE

LEESBURG

MASCOTTE

MINNEOLA

MONTVERDE

MOUNT DORA

TAVARES

UMATILLA

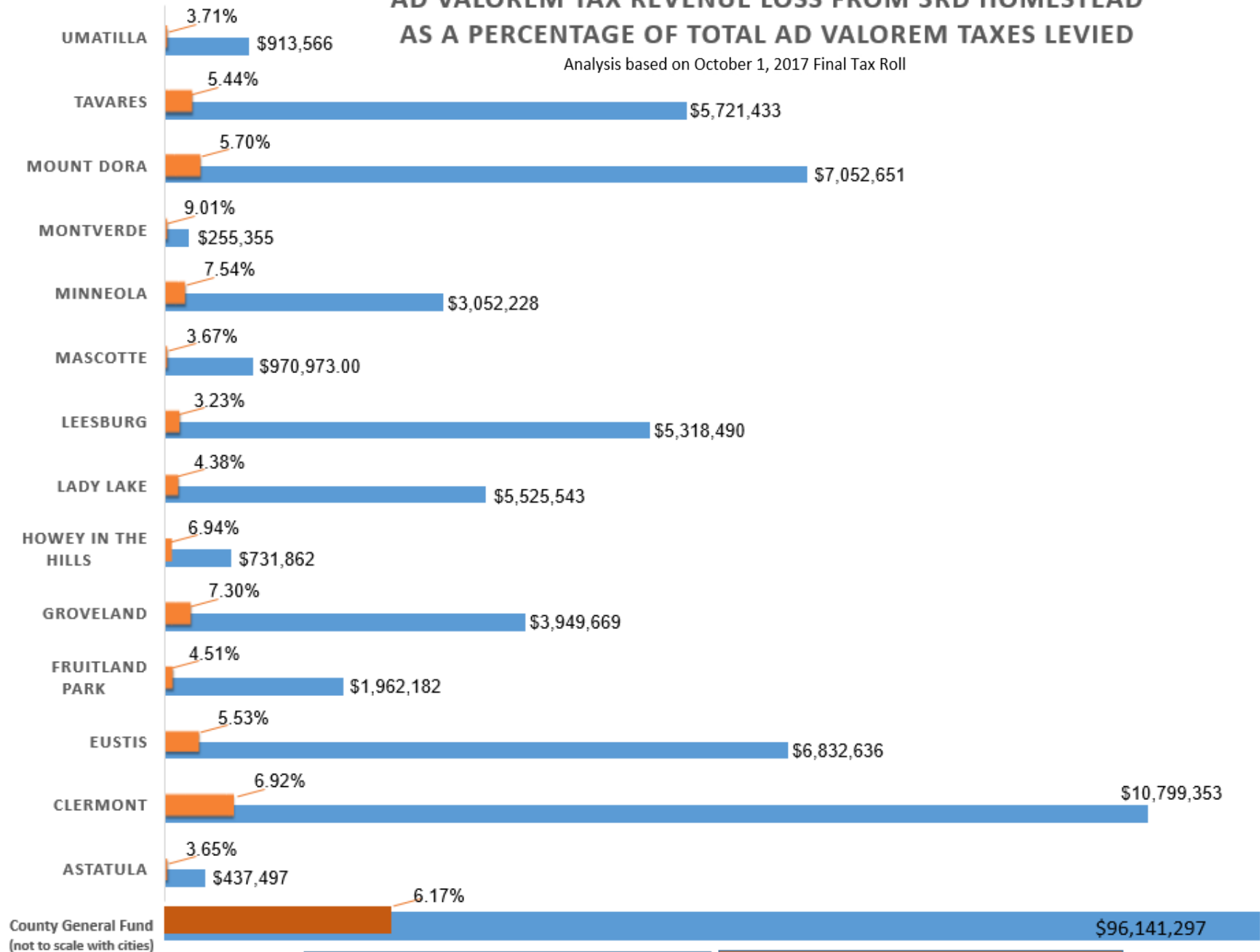
NO BENEFIT

PARTIAL BENEFIT

FULL BENEFIT

AD VALOREM TAX REVENUE LOSS FROM 3RD HOMESTEAD AS A PERCENTAGE OF TOTAL AD VALOREM TAXES LEVIED

Analysis based on October 1, 2017 Final Tax Roll



2017 Ad Valorem Taxes Levied

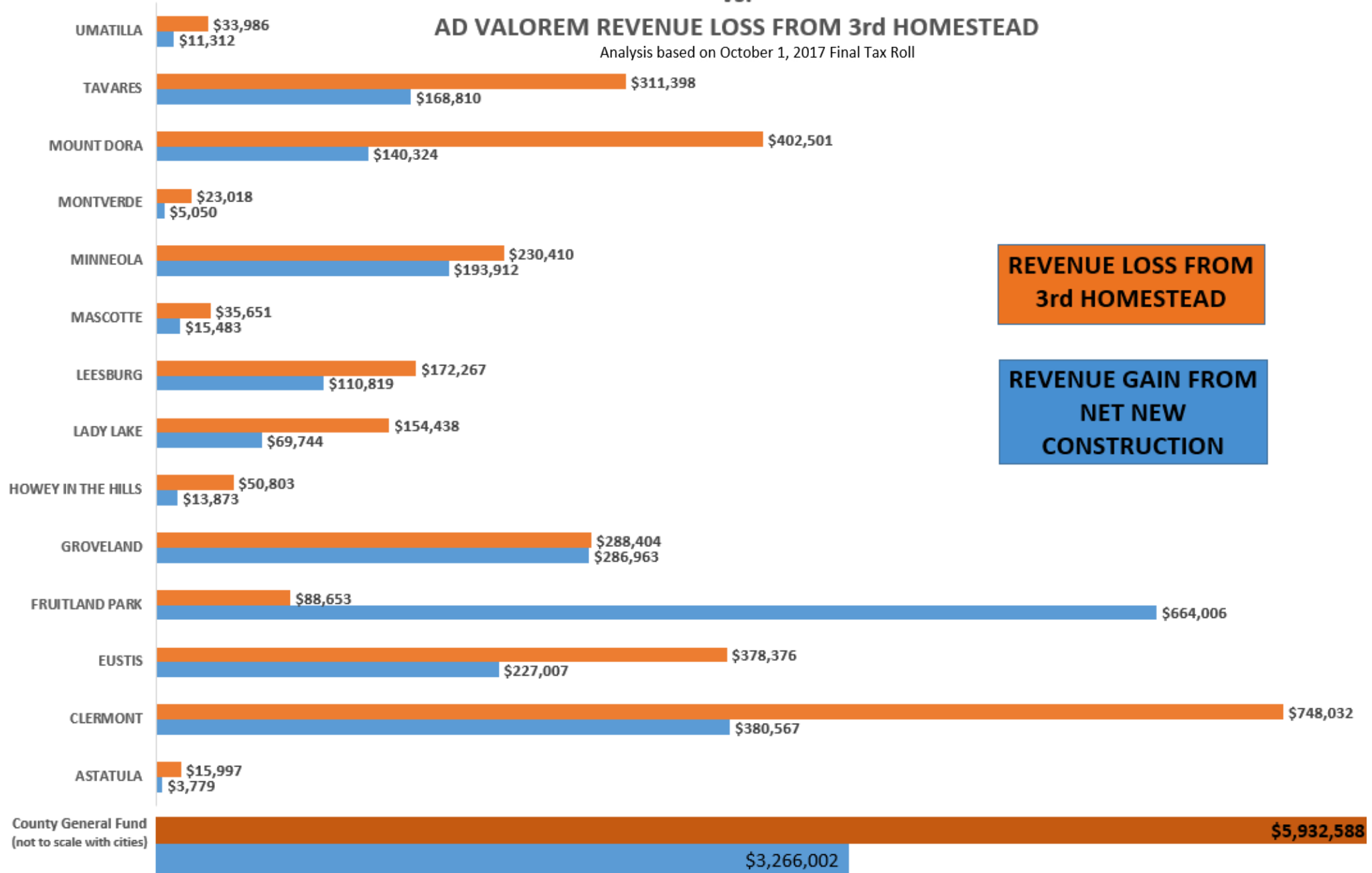
Revenue Loss as a Percentage

2017 AD VALOREM REVENUE GAIN FROM NET NEW CONSTRUCTION

vs.

AD VALOREM REVENUE LOSS FROM 3rd HOMESTEAD

Analysis based on October 1, 2017 Final Tax Roll



REVENUE LOSS FROM
3rd HOMESTEAD

REVENUE GAIN FROM
NET NEW
CONSTRUCTION